

# What's New in BullCharts



[www.bullcharts.com.au](http://www.bullcharts.com.au)

## Version 4.2

Welcome to the latest revisions to Australia's BullCharts charting software system. This version (4.2) runs on Windows 7, Windows 8, Windows 8.1 (both 32-bit and 64-bit) and Windows 10. This version is not supported on Windows XP.

A number of new features were included over the last couple of years in version 4.0 and version 4.1. This upgrade to version 4.2 includes the following key features:

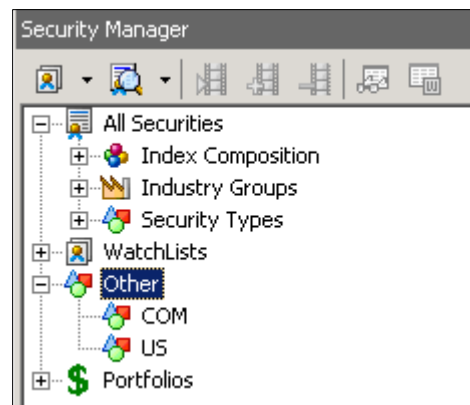
- Price data for many US securities, and many commodities.
- A new database system, which can accommodate data from additional stock exchanges (including commodity prices, and overseas securities).
- A scheduler program (the BullCharts Data Downloader) to automate the download of daily data from one or more stock exchanges. This has changed the way that end-of-day data is downloaded.
- Easier installation.
- Easier backup tool.

This document provides an overview of all the changes in this new Version 4.2. See a summary list in the Table of Contents on the next page. Also refer to past "What's New" documents for a list of other revisions and changes in past version updates.

### ***BullCharts staff***

BullCharts support:  
email: [info@bullsystems.com.au](mailto:info@bullsystems.com.au)  
phone: 02 9495 8400

The BullCharts Security Manager now includes a watchlist of commodities and of US stocks and indexes (more than 9,000).



## **Table of Contents**

Important — system requirements .....	2
New price data — commodities and US securities .....	3
New database system.....	4
Download daily data.....	4
BullCharts Data Downloader.....	5
Easier installation.....	5
Easier backup tool .....	5
Appendix — Some popular US stocks .....	6

## **Important — system requirements**

### **Windows versions**

This version of BullCharts is not designed for, nor supported on, Windows XP. It is intended for Windows 7, Windows 8 and Windows 10.

### **Disk space required**

Due to the larger database, and the large amount of data to be stored, the databases now require approximately an extra 5 gigabytes of disk space. Do make sure to have this available before attempting to install this version.

### **Other security and commodity data**

A key feature of this new BullCharts version is that it includes price data for overseas stocks and commodities. At this stage, the following additional price data is included:

- Commodities
- US securities, stocks and indexes (more than 9,000)

In addition to the above, we now have the ability to easily include more price data and from other exchanges.


### **Cautionary note**

There is now a lot more price data included, and the BullCharts Data Downloader includes some rich features. As a result of this there are some options that the user can tweak in order to optimise the performance of the computer. Without doing this, the computer might be doing unnecessary work in the background and causing the computer to appear to run slowly. More notes on this are included below, and the user is encouraged to read this before proceeding with upgrading to this version.

## New price data — commodities and US securities

The biggest change with this new version of BullCharts is the inclusion of price data for thousands of US securities, and many commodities. This includes the following:

- About 5,000 US stocks (see a sample list of US stocks in the Appendix section below).
- Approximately 4,000 other securities including:
  - Many equity market indexes.
  - Various market measures, such as Advance/Decline indexes.
- Many commodities (as shown in the screen shot of the Commodities list from Security Manager, shown at right).



The screenshot shows a window titled "Security Manager" with a tree view on the left and a table of securities on the right. The tree view shows a folder named "Other" containing a sub-folder "COM" which is selected. The table below lists 24 commodities with their symbols and names.

Symbol	Name
COM.BRENT_NYMEX	Brent Oil Nymex
COM.BRTCR	Brent Crude Oil
COM.COBALT_CASH	Cobalt Cash
COM.COBALT_M15	Cobalt 15-Months
COM.COBALT_M3	Cobalt 3-Months
COM.CRUDE_NYMEX	Nymex Crude Oil
COM.CWLON	Copper
COM.GOLD_CBOT	Cbot Gold
COM.GOLD_US	Gold Usd
COM.GOLDAUD	Gold Aud
COM.HENRYGAS	Henry Gas
COM.IRORE	Iron Ore
COM.LLLONB	Lead
COM.LNLONB	Nickel
COM.PLLON	Palladium
COM.PTLON	Platinum
COM.ROLON	Rhodium
COM.SILVER_CBOT	Cbot Silver
COM.SILVER_MIN_CBOT	Cbot Mini-Sized Silver
COM.SILVERAUD	Silver Aud
COM.TIN	TIN
COM.TITAN	Titanium
COM.VANAD	Vanadium
COM.ZSLON	Zinc

24 Securities

## **New database system**

Until this version of BullCharts, the database system for the storage of data (ie. price, volume, fundamentals, etc.) was based on Microsoft SQL Server — a robust and enterprise-standard database system.

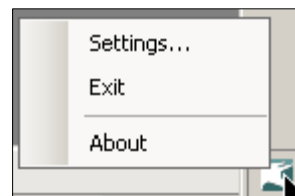
With this new version of BullCharts, the database system is SQLite — the most widely deployed database system in the world (source: <https://www.sqlite.org/about.html>). It is simpler to install and maintain, and has less system overhead requirements, and does not require a licensing fee to be paid.

Note: Some users might be tempted to utilise a special database tool to view or extract data from one of the databases. However, this is a very risky thing to do for anyone who is not knowledgeable and skilled in database query and management tools. Due to the sheer size of the databases, the query tool can get bogged down, and it is also possible to easily damage the integrity of the data with a simple slip. So it is strongly recommended to not attempt this.

## **Download daily data**

The operation of the existing “Get daily data” function has changed (from the menu option: Tools > Get daily data). This will open the BullCharts Data Downloader tool.

When you select this menu option, if the BullCharts Data Downloader was not already running, it is started (it should automatically start when BullCharts is started). It can take a few seconds to start, but once it is running, if the prompt to download data is not shown, then you might need to open the BullCharts Data Downloader — right-click on the relevant icon in the Windows System Tray notification area (see screen shot at right), and select “Settings...”. This will open the dialogue box to review settings, and initiate a download if required.



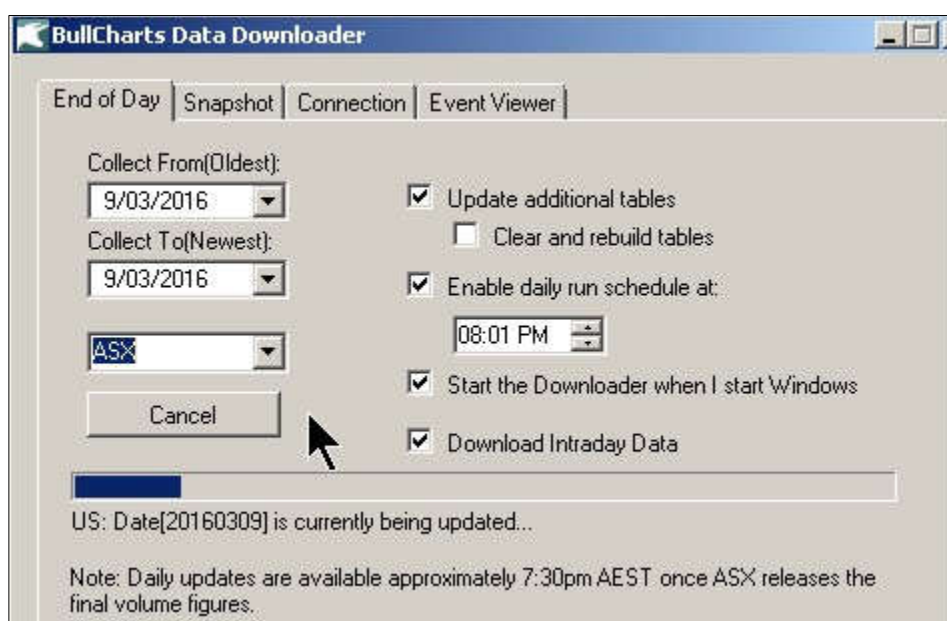
## BullCharts Data Downloader

The BullCharts Data Downloader brings some changes to the data download methods that a user might have used previously.

This feature has been available in BullCharts for a while now, but most users have not needed to utilise it. It has been upgraded to provide more functionality for use with multiple databases. The default settings in the new implementation of the BullCharts Data Downloader might trigger unwanted data downloads. The End-of-Day user who is only interested in Australian securities should make sure that downloads of the US stock data, and commodities, are not enabled.

### Daily Run Schedule

The accompanying screen shot shows a number of configuration options on the “End of Day” tab in the Data Downloader dialogue box. A key option here refers to the “daily run schedule”....



## Easier installation

This new version of BullCharts has fewer installation steps, and is easier to install. This is primarily because the database system is a different tool that itself has fewer steps for installation, and therefore has fewer possibilities for installation problems.

## Easier backup tool

The backup tool has more options so the user has more control over which BullCharts elements to backup, and which ones to ignore. The BullCharts elements that are eligible for backup include, for example, the following: IntelliCharts, Templates, Watchlists, Workspaces, Scans, Indicators, Alerts, etc.

In the BullCharts backup dialogue there are two options related to the price data: Stock Database and BullUser Database. The Stock Database includes any and all of the following depending on the user's data plan: intraday database, BullStore database (ie. normal end of day security data), COM database and US database.

## **Appendix — Some popular US stocks**

A sample list of US stocks (note: this list is only a sample, and is not a recommendation to make any investment):

- 21St Century Fox Class B (FOX),
- 3M Company (MMM),
- Accenture (ACN),
- Adobe Systems (ADBE),
- Alcoa (AA),
- Alphabet Inc (GOOGL — formerly Google),
- Amgen Inc (AMGN),
- Anglogold Ashanti Ltd (AU),
- Apple Inc (AAPL),
- Amazon.com (AMZN),
- Arch Capital Group Ltd (ACGL),
- Atlas Air Worldwide Holdings (AAWW),
- Autodesk Inc (ADSK),
- ADT Corp (ADT),
- Bank of America Corp (BAC),
- Barrick Gold (ABX),
- Berkshire Hathaway (BRK.A),
- Biota Pharmaceuticals Inc (BOTA),
- Cabot Corp (CBT),
- CBRE Group Inc (CBG),
- Check Point Software Technologies Ltd (CHKP),
- Chipotle Mexican Grill (CMG),
- Chubb Limited (CB),
- Citrix Systems (CTXS),
- Colgate-Palmolive Company (CL),
- Conagra Foods (CAG),
- Credit Suisse Group (CS),
- Delphi Automotive Plc (DLPH),
- Ebay Inc (EBAY),
- Elizabeth Arden (RDEN),
- EMC Corp (EMC),
- Eros International Plc (EROS),
- Facebook Inc (FB),
- Fedex Corp (FDX),
- General Motors Company (GM),
- Glaxosmithkline Plc (GSK),

## ***What's New in BullCharts version 4.2***

---

- Godaddy Inc (GDDY),
- Gopro Inc (GPRO),
- Harley-Davidson Inc (HOG),
- Hershey Foods Corp (HSY),
- Home Depot (HD),
- International Business Machines (IBM),
- Kraft Heinz Company (KHC),
- Kyocera Corp (KYO),
- Linkedin (LNKD),
- Motorola Solutions (MSI),
- Nvidia Corp (NVDA),
- Oracle Corp (ORCL),
- Paypal Holdings Inc (PYPL),
- Pfizer Inc (PFE),
- Plantronics (PLT),
- Qualcomm Inc (QCOM),
- SAP Ag (SAP),
- Sears Holdings Corp (SHLD),
- Sony Corp (SNE),
- Starbucks Corp (SBUX),
- Tata Motors Ltd (TTM),
- Tesla Motors (TSLA),
- Twitter Inc (TWTR),
- Unilever Plc (UL),
- Vail Resorts (MTN),
- Verisign Inc (VRSN),
- Verizon Communications Inc (VZ),
- Vmware Inc (VMW),
- Vodafone Group Plc (VOD),
- Wal-Mart Stores (WMT),
- Yahoo! Inc (YHOO).